

Continental 
The Future in Motion



Continental Earthmover Tires
We move the earth

Continental's Tire Portfolio for the Earthmoving Industry

Continental is a global leader in tire manufacturing. We design, develop, and produce a wide range of superior products for almost every form of mobility. From high-performance bicycles, to high-horsepower specialty mining equipment, we have a solution for almost every need.

But tires make up less than 30% of our business, because Continental is far more than an "ordinary" tire manufacturer. As a leading supplier of brake systems, instrumentation, vehicle electronics, and infotainment solutions, as well as systems and components for power trains and chassis, tires, and technical elastomers, Continental enhances driving safety and efficiency. In short, we see ourselves as the experts for driving performance.

This customer-focused approach is the driver behind Continental's production of cross-ply, radial, and solid tires. This enables us to offer tires that exactly match the needs and demands of our customers.

Continental's new Earthmoving tire range is specifically designed for application in the very harsh conditions of surface and underground mining as well as quarries and construction sites. Continental EM-Tires are made to meet the highest level of performance, safety, and durability for every application, even in the harshest of conditions. We're sure that you will find the perfect tire to meet your individual needs within this brochure.



ContiEarth™

Continental Construction Solutions





ContiEarth™ EM-Master

ADTs, loaders, and dozers are used for transporting large quantities of bulk or aggregate material in extreme conditions ranging from soft and muddy soil to gravelly and rocky terrain in construction or mining sites. Durability, excellent traction, and superior resistance to rock cutting and heat generation are essential to operate in these extreme conditions.

Continental's EM-Master is customized for these specific demands. The tire is available in two versions with different tire tread designs. The EM-Master E3/L3 features a normal tread depth and wide spacing between the blocks. This results in excellent self-cleaning characteristics, good traction, and maneuverability even in muddy terrain. The Conti EM-Master E4/L4 provides a smaller spacing between the blocks offering smooth running on hard surfaces. The deep tread depth results in a high protection against cuts and object penetrations.

ContiEarth™ EM-Master E3/L3


Article	Dimension	TRA	Type
1270510	20.5R25	E3/L3	TL
1270509	23.5R25	E3/L3	TL
1270507	26.5R25	E3/L3	TL
1270505	29.5R25	E3/L3	TL

ContiEarth™ EM-Master E4/L4

Article	Dimension	TRA	Type
1270508	23.5R25	E4/L4	TL
1270506	26.5R25	E4/L4	TL
1270468	29.5R25	E4/L4	TL



ContiEarth™ EM-MasterE3/L3



**Wide space
between blocks**

Outstanding self-cleaning
abilities

Low heat build-up



Five-edged block design

Many gripping edges for
powerful traction on soft
and muddy terrain

ContiEarth™ EM-MasterE4/L4



**Narrow space
between blocks**

High tread wear volume

More service life



Deep tread

High carcass protection
against cuts and damage
by foreign objects

ContiEarth™ RDT-Master
designed for Rigid Dump Trucks.




ContiEarth™ RDT-Master

Rigid dump trucks are built to haul heavy loads over long distances in rough terrain. In these severe applications tires have to offer high stability and good traction even at high speeds. In addition, the tires need to be extremely resistant to cut and tear.


The Continental RDT-Master is the perfect fit for transporting extra-heavy loads in these adverse conditions. The special tread design with a deep tread depth and a wide and flat tread radius offers a high loading capacity, excellent cut resistance, and good self-cleaning characteristics. The angled edges and the open shoulder design allow higher lateral stability leading to better driving behavior even in demanding cornering applications.

Article	Dimension	TRA	Type
1270474	18.00R33	E4	TL
1270475	21.00R33	E4	TL
1270476	24.00R35	E4	TL



Wide tread with flat radius


Maximum traction



Open shoulder design

Perfect self-cleaning abilities

Enhanced traction



Deep tread

High carcass protection
against cuts and damage
by foreign objects



ContiMine™

Continental Underground Mining Solutions



Continental DumperMaster

designed and developed for Articulated Dump Trucks.

12



Continental DumperMaster

Mine Trucks for underground mining and tunneling applications are mainly used for transporting ore to a conveyor belt or directly to the surface. Transport distances as well as the grades depend very much on the mine layout. To be most efficient in transporting ore, the machines with tramping capacities of 20 to 60 metric tons need tires with low heat build-up to travel longer distances at higher average speeds. Continental has developed a dedicated tire for underground Dump Trucks with a unique construction and pattern design. The All Steel Radial technology of the Continental DumperMaster with a carcass construction with ratings of up to four stars combines low heat build-up and extremely high load-carrying capacity, which means efficiency in hauling material within the mine.

Article	Dimension	TRA	Type	SR
1270453	26.5R25	E4	TL	4*
1270454	29.5R25	E4	TL	4*
1270455	35/65R33	E4	TL	4*



Tread lug design

Closed center blocks for maximum protection against penetration of the crown

Wide footprint for long service life and comfortable ride

Chunky tread lugs for high stability

Tread groove design

High self-cleaning ability and good traction in muddy and loose ground conditions

Groove spacing for minimized stone trapping and reduced rock penetrations, tearing, or cutting


All steel radial technology

Carcass construction allows for high inflation pressure resulting in high load capacity

Wide bead construction for optimized rim fit and drive torque transmission

ContiCutCompress Safety in every situation

The V.ply technology is partly based on a sharper angle of the carcass layers compared to conventional x-ply tires. This sharper angle reduces the friction between the tire components, which means less heat build-up and therefore lower tire rolling resistance and lower fuel consumption of the machine. The sharper angle of the carcass layers also means that the tread rubber gets slightly compressed, which is a major advantage in rough applications like underground mines where freshly blasted rocks are a constant danger to tires. The tread cuts that these rocks generate are very hard to avoid but the growth of these cuts can be reduced by the compressed tread rubber. ContiCutCompress cannot eliminate the risk of tire damages but certainly reduces the growth of tread cuts and therefore improves the tire performance.



If you had to design the perfect tire, the goal would be something like this: “Unrivaled traction on wet and dry surfaces, in searing hot and freezing cold conditions. Zero wear, extreme stability, and a comfortably soft ride on any surface. And best of all – the costs would be next to nothing.”

Although this exaggerated scenario is still a long way off, Continental’s V.ply technology is in fact a huge leap forward in the quest for the perfect tire. Our V.ply construction was inspired by racing tire technology and executed through the extensive use of 3-D modeling and the Continental Group’s Research & Development know-how. It was also extensively field-tested in real-life conditions. V.ply technology combines the best of cross-ply technology and radial technology by integrating an innovative weaving pattern of multiple cords arranged at specially designed angles.



The breaker layers

Up to four V.ply breaker layers not only provide additional rigidity to the tread area, but they also function as an excellent bonding element between the outer rubber tread and inner polymer structure.

The V.ply pattern

Up to 20 layers of high-resistance polymer fiber are aligned in a specially angled V-pattern. This unique technology is inspired by racing tire design and means less inner movement for low rolling resistance.

The strengthened sidewalls

The V.ply technology allows for the design of exceptionally strong sidewalls. They provide low deflection for high damping, excellent driving stability, and nearly unmatched protection against damage.

The profiled inner bead

In contrast to beads with a single round wire, the V.ply design is based on up to three bead wire bundles. The result is a wide bead, which provides even load distribution and perfect rim fit.

Continental ScoopMaster

designed and developed for Loaders.




Continental ScoopMaster

Loaders or Scoops transport heavy loads of orebodies at low speeds over a relatively short distance to dump trucks or conveyor belts. They often face freshly blasted, sharp rocks in wet and abrasive conditions. Durability, traction, and even wear are the most important tire features.

Continental's ScoopMaster was developed to last in this extremely harsh underground mining environment. Premium quality tread and sidewall rubber compounds provide maximum resistance to rock cutting, penetrations, and tearing. The special V-ply construction in combination with the carcass rubber compound provides high carcass strength, excellent flex fatigue, and sidewall damage resistance.

Article	Dimension	TRA	Type	PR
1230067	12.00-20	L5S	TT	20
1230068	12.00-24	L5S	TT	20
1230069	14.00-24	L5S	TT	20
1270459	17.5-25	L5S	TL	20
1270460	18.00-25	L5S	TL	32
1270443	20.5-25	L5S	TL	24
1270445	23.5-25	L5S	TL	32
1270458	26.5-25	L5S	TL	36
1270444	29.5-25	L5S	TL	40
1270456	29.5-29	L5S	TL	40
1270457	35/65-33	L5S	TL	48



Smooth extra deep tread design

Maximum casing protection against punctures and impacts

Wide contact area for reduced slippage, good traction, and even wear

High wear volume for optimum mileage performance

Sidewall protection rib

Additional cut-resistant rubber rib to protect casing in sidewall area where sharp rocks can damage the tire

Cut-resistant rubber compound for sidewall protection

Tread wear indicator (TWI)

Designed for easy and fast tread depth measurement

TWI shape prevents stone catching and carcass penetration

designed and developed for Drill Rigs, Scaling Rigs, and Bolting Drill Rigs.



Continental DrillMaster

Specialized machines like Drill Rigs, Scalars, or Bolters are required for blast hole drilling in order to prepare for detonation, removal of loose rock after blasting, or the installation of rock bolts to support the roof. To drill blast holes as economically as possible, Drill Rigs cover rock cross sections of a hundred square meters and more. Therefore, the Drills use up to four booms, which result in very high tire loads when moving. High cutting resistance, good traction, and stability are essential for tires used in these applications.

The Continental DrillMaster with its V-ply construction is the perfect choice: a highly cut-resistant rubber compound protects the carcass during operation in freshly blasted rocks. The tire carcass is designed to stand heavy loads. The innovative zigzag tire tread design offers the maximum amount of gripping edges in all directions to manage steep inclination and declination with tight cornering safely.

Article	Dimension	TRA	Type	PR
1230062	8.25-15	L4	TT	24
1230059	10.00-15	L4	TT	24
1230064	9.00-20	L4	TT	20
1270447	12.00-20	L4	TL	28
1270449	12.00-24	L4	TL	28
1230066	14.00-24	L4	TT	30
1270451	16.00-25	L4	TL	34



Tread lug design

Zigzag design with multiple edges for maximum traction in circumferential and lateral direction


Connected tread block for increased stability especially during tight downhill cornering



Tread groove design

Round shaped tread groove to reduce stone trapping

Extensive sea ratio of tread for high amount of gripping edges



V.ply construction

High load capability due to carcass construction

Low heat build-up when driving long distances

Continental UndergroundMaster

designed and developed for Shuttle Cars, Face Haulers, Scoops, and Coal Loaders.



Continental UndergroundMaster

Shuttle Cars, Scoops, and Face Haulers are mainly used in soft rock applications like coal mines for mineral extraction and transport. The loose underfoot conditions require tires with outstanding traction to move material as efficiently as possible. The travel distance can be quite long, which increases the temperature in the tire. Outstanding durability, traction, and mileage are must-haves for tires used in room-and-pillar applications.

The Continental UndergroundMaster with V.ply technology offers an extremely high carcass strength. The tread lug design guarantees a great performance and a good grip. Its reverse outer block direction improves lateral stability and driving accuracy, ensuring safe cornering even on loose soil. An optimized tread width reduces tread block damages in room-and-pillar applications. Multiple tread edges offer maximum traction in turning maneuvers in all directions.

Article	Dimension	TRA	Type	PR
1270470	32x15-15	L3	TL	28
1270469	35x15-15	L3	TL	32
1270466	38x16-15	L3	TL	32
1270467	14.00-20	L3	TL	32
1270471	44x18-20	L3	TL	36
1270472	50x20-20	L3	TL	36
1270473	17.5-25	L3	TL	24



Tread lug design


Reverse block direction
for reduced lateral
drifting when cornering

Multiple tread edges for
maximum traction in circum-
ferential and lateral direction



Tread width


Reduced block damage due
to optimized tread width
especially when cornering in
room-and-pillar applications



V.ply construction

High load capability due
to carcass construction

Low heat build-up when
driving long distances



Filling

Maintaining mobility

Maintaining mobility in case of tire damages is one reason for filling pneumatic mining tires with polyurethane (foam fill) or rubber liner, which is a common practice in the industry. Suppliers for these fillings vary from region to region. Whether it is a better solution to fill the tire with air or with a non-pneumatic solution depends on the individual application (tire loads, travel distance per hours, etc.) and must therefore be evaluated up front. Prerequisite for successful usage is that the tires are filled in the right way and that aspects like casing strength or individual tire load are taken into consideration. A tire that was filled incorrectly may fail prematurely. V.ply tires were primarily developed for air-filled applications but also proved to work when filled with foam fill or rubber liners.



All Continental Earthmover Radial tires already come with pre mounted CPC Sensor.

ContiPressureCheck™

Enhanced fleet efficiency

When transporting goods and heavy loads, the tires of the vehicles are permanently under pressure, day in and day out. Driving on underinflated tires will increase fuel consumption and can cause tire damage which endangers the driver, the vehicle and the goods. For this reason, the tire inflation pressure should be checked constantly.

The ContiPressureCheck™ system provides an effective solution. A sensor inside the tire continuously sends data wirelessly to a central receiver (central control unit - CCU), which processes the data, saves warnings and sends them directly to the display in the driver's cab. As a result, the driver can immediately take corrective action and avoid a breakdown.

Your benefits



Data accuracy



Improved productivity



Cost efficiency



Versatility



Safety



Reliability



Eco-friendly



Transparency

Technical Data

ContiEarth™

EM-Master E3/L3

Article no.	Tire size	TRA code	Type	Transport		Loader		Rim	Overall diam. mm (inch)	Overall width mm (inch)	Tread depth mm (32")	Available*
				SR/PR	LI/SS	SR/PR	LI/SS					
1270510	20.5R25	E3/L3	TL	2*	177B	1*	186A2	25x17.00/2.0 & 1.7	1485 (58.5)	512 (20.2)	37 (46/32)	available
1270509	23.5R25	E3/L3	TL	2*	185B	1*	195A2	25x19.50/2.5	1605 (63.2)	605 (23.8)	39 (49/32)	available
1270507	26.5R25	E3/L3	TL	2*	193B	2*	202A2	25x22.00/3.0	1740 (68.5)	703 (27.7)	41 (52/32)	available
1270505	29.5R25	E3/L3	TL	2*	200B	2*	216A2	25x25.00/3.5	1843 (72.6)	759 (29.9)	46 (58/32)	available

EM-Master E4/L4

Article no.	Tire size	TRA code	Type	Transport		Loader		Rim	Overall diam. mm (inch)	Overall width mm (inch)	Tread depth mm (32")	Available*
				SR/PR	LI/SS	SR/PR	LI/SS					
1270508	23.5R25	E4/L4	TL	2*	185B	1*	195A2	25x19.50/2.5	1614 (63.5)	610 (24.0)	49 (62/32)	in preparation
1270506	26.5R25	E4/L4	TL	2*	193B	2*	202A2	25x22.00/3.0	1739 (68.5)	697 (27.4)	52 (65/32)	in preparation
1270468	29.5R25	E4/L4	TL	2*	200B	2*	216A2	25x25.00/3.5	1850 (72.8)	760 (29.9)	59 (74/32)	available

RDT-Master

Article no.	Tire size	TRA code	Type	Transport		Loader		Rim	Overall diam. mm (inch)	Overall width mm (inch)	Tread depth mm (32")	Available*
				SR/PR	LI/SS	SR/PR	LI/SS					
1270474	18.00R33	E4	TL	2*	191B	-	-	33x13.00/2.5	1873 (73.7)	518 (20.4)	54 (68/32)	available
1270475	21.00R33	E4	TL	2*	200B	-	-	33x15.00/3.0	2000 (78.7)	603 (23.7)	58 (73/32)	available
1270476	24.00R35	E4	TL	2*	209B	-	-	35x17.00/3.5	2180 (85.8)	670 (26.4)	70 (88/32)	available

SR: Star Rating for Radial Tires

PR: Ply Rating for x-ply tires

LI: Load Index

SS: Speed Symbol

Specifications are subject to change without notice

For further technical information, see data sheets

* For details regarding product availability, please contact your local sales representative.

Technical Data

ContiMine™

ScoopMaster

Article no.	Tire size	TRA code	Type	Transport		Loader		Rim	Overall diam. mm (inch)	Overall width mm (inch)	Tread depth mm (32")	Available*
				SR/PR	LI/SS	SR/PR	LI/SS					
1230067	12.00-20	L5S	TT	-	-	20	145A2	8.50V/1.3	1130 (44.5)	309 (12.2)	60 (75/32)	available
1230068	12.00-24	L5S	TT	-	-	20	175A2	8.50V/1.3	1269 (50.0)	322 (12.7)	57 (72/32)	available
1230069	14.00-24	L5S	TT	-	-	20	182A2	10.00W/1.5	1351 (53.2)	373 (14.7)	72 (92/32)	available
1270459	17.5-25	L5S	TL	-	-	20	182A2	14.00/1.5	1362 (53.6)	446 (17.6)	69 (87/32)	available
1270460	18.00-25	L5S	TL	-	-	32	202A2	13.00/2.5	1632 (64.3)	509 (20.1)	88 (111/32)	available
1270443	20.5-25	L5S	TL	-	-	24	190A2	17.00/2.0	1504 (59.2)	513 (20.2)	79 (100/32)	available
1270445	23.5-25	L5S	TL	-	-	32	201A2	19.50/2.5	1631 (64.2)	594 (23.4)	88 (111/32)	available
1270458	26.5-25	L5S	TL	-	-	36	209A2	22.00/3.0	1724 (67.9)	653 (25.7)	95 (119/32)	available
1270444	29.5-25	L5S	TL	-	-	40	216A2	25.00/3.5	1894 (74.6)	762 (30.0)	100 (126/32)	in preparation
1270456	29.5-29	L5S	TL	-	-	40	218A2	25.00/3.5	1983 (78.1)	749 (29.5)	112 (141/32)	in preparation
1270457	35/65-33	L5S	TL	-	-	48	224A2	28.00/3.5	2020 (79.5)	831 (32.7)	100 (126/32)	in preparation

DrillMaster


Article no.	Tire size	TRA code	Type	Other		Rim	Overall diam. mm (inch)	Overall width mm (inch)	Tread depth mm (32")	Available*
				SR/PR	LI/SS					
1230062	8.25-15	L4	TT	24	162A2	6.50-15/1.4	844 (33.2)	239 (9.4)	25 (32/32)	available
1230059	10.00-15	L4	TT	24	167A2	15x7.5	902 (35.5)	279 (11)	25 (32/32)	available
1230064	9.00-20	L4	TT	20	169A2	20x7.0	996 (39.2)	259 (10.2)	25 (32/32)	available
1270447	12.00-20	L4	TL	28	185A2	20x8.5	1124 (44.3)	318 (12.5)	27 (29/32)	available
1270449	12.00-24	L4	TL	28	187A2	8.50-24/1.3	1232 (48.5)	322 (12.7)	29 (37/32)	available
1230066	14.00-24	L4	TT	30	195A2	24x10.00	1343 (52.9)	386 (15.2)	31 (39/32)	available
1270451	16.00-25	L4	TL	34	203A2	11.25-25/2.0	1489 (58.6)	436 (17.2)	35 (44/32)	available

UndergroundMaster

Article no.	Tire size	TRA code	Type	Other		Rim	Overall diam. mm (inch)	Overall width mm (inch)	Tread depth mm (32")	Available*
				SR/PR	LI/SS					
1270470	32x15-15	L3	TL	28	163A2	11.50	821 (32.3)	314 (12.4)	24 (30/32)	in preparation
1270469	35x15-15	L3	TL	32	167A2	10.50	896 (35.3)	351 (13.8)	24 (30/32)	in preparation
1270466	38x16-15	L3	TL	32	179A2	11.50	963 (37.9)	367 (14.4)	24 (30/32)	in preparation
1270467	14.00-20	L3	TL	32	185A2	10.00	1216 (47.9)	376 (14.8)	29 (36/32)	in preparation
1270471	44x18-20	L3	TL	36	182A2	15.00	1140 (44.9)	459 (18.1)	31 (39/32)	in preparation
1270472	50x20-20	L3	TL	36	195A2	15.00	1271 (50.0)	474 (18.7)	29 (36/32)	in preparation
1270473	17.5-25	L3	TL	24	184A2	14.00-1.5	1358 (53.5)	450 (17.7)	26 (33/32)	in preparation

DumperMaster

Article no.	Tire size	TRA code	Type	Transport		Loader		Rim	Overall diam. mm (inch)	Overall width mm (inch)	Tread depth mm (32")	Available*
				SR/PR	LI/SS	SR/PR	LI/SS					
1270453	26.5R25	E4	TL	4*	210A8	-	-	22.00/3.0	1769 (69.7)	690 (27.2)	57 (72/32)	available
1270454	29.5R25	E4	TL	4*	217A8	-	-	25.00/3.5	1870 (73.6)	774 (30.5)	59 (74/32)	available
1270455	35/65R33	E4	TL	4*	225A8	-	-	28.00/3.5	2026 (79.8)	907 (35.7)	64 (81/32)	in preparation



Pioneering eco-friendly innovations

Continental works on pioneering renewable resources such as Taraxagum. For this successful initiative, Continental has received the European environment prize “GreenTec Award.” The tire manufacturer also complies the European Chemicals Directive REACH that stipulates the Registration, Evaluation, Authorization and Restriction of Chemicals.

Continental Commercial Specialty Tires (CST) continuously invests in the development of sustainable innovations for economically and ecologically efficient mobility. Besides the reduction of fuel and energy consumption, the tire manufacturer focuses on enhancing the tires’ performance for an extended lifecycle. Long-lasting tires consume less energy across the entire manufacturing process and in application. In addition, Continental CST strives to utilize the most environmentally friendly raw material sources.

Continental CST will continue to work on enhancing the sustainable performance of its tires so as to make a valuable contribution to the protection of the environment and to a cleaner future.



Continental Reifen Deutschland GmbH

Commercial Specialty Tires

Büttnerstraße 25, 30165 Hanover, Germany

T. +49 511 938-01

mail_service@conti.de

www.continental-specialty-tires.com

