



PREMIUM MATERIALS HANDLING PRESS-ON SOLID

MONARCH

Monarch Press-On tires are designed to provide maximum comfort, wear and energy efficiency.

Monarch Press-On tires are available in three profiles: Mono-Cushion®, Mono-Grip Wide® and Flat Profile.

Mono-Cushion® is a crown profile that provides a comfortable ride, great traction and easier steering. This profile is available in traction, smooth and all compounds.

Flat Profile provides a greater contact area, better load distribution for improved life and good traction for both starting and stopping. The Flat Profile is available in all compounds.

Mono-Grip Wide® offers great surface contact area for better traction, better load distribution and less spinning, which results in a longer tire life. This profile is available in all compounds.

PERFORMANCE DEFINED

ENDURANCE

Our tires are built to deliver the **best heat resistance performance** in their class. We invest in **compounding technology and quality raw materials** to ensure exceptional heat resistance. Combined these allow our tires to cope safely with heat build-up longer.

ENERGY SAVING

Trelleborg is a **leading approved tire manufacturer to the OEMs**. We work closely with them to ensure we meet the requirements of energy consumption. This results in **reduced fuel costs** for our customers.

TIRE WEAR

Our expertise in design ensures that our tires are **built to last** in demanding environments. Our tires are designed to match the requirements of the global leading OEM producers delivering a wear **performance that exceeds** all others in their class.

TIRE LIFE

Trelleborg products guarantee **the best tire** performance in the industry. This results in longer tire life, **additional hours of usage**, reduced downtime and lower maintenance costs.

*Testing results concluded from TWS field-testing program.

PREMIUM MATERIALS HANDLING PRESS-ON SOLID
MONARCH

PERFORMANCE AGAINST PREMIUM COMPETITOR







- 16% Longer Endurance
- 12% Energy Savings
- 25% Longer Tire Life
- 19% Longer Tire Wear

Tire Size	Metric Size	Smooth		Traction		Load Capacity [kg]				
		Flat	Crown	Flat	Crown	Other vehicles			Counterbalanced lift trucks up to 25 km/h	
						6 km/h	10 km/h	16 km/h	Load Wheel	Steering Wheel
8½x4x4	216x102x102		PL			695	575	500		
18x4½x4½	457x114x114		PL			650	535	465		
9x5x5	229x127x127		PL			960	790	680	695	570
10x3x6¼	254x76x159		PL			1365	1120	955		
10x6x6¼	254x152x159		PL			1270	1040	910	925	755
10x7x6¼	254x178x159		PL			1515	1245	1085		
10x4x6½	254x102x165		PL			780	640	555	565	465
10x5x6½	254x127x165		PL			1010	830	725	735	605
10½x5x6½	267x127x165		PL		NS	1070	880	770	780	640
10½x7x6½	267x178x165		PL			1600	1310	1140	1160	950
12x3½x8	305x89x203		PL			760	620	595	590	450
12x4x8	305x102x203		PL			905	745	680	660	540
12x4½x8	305x114x203		PL			1045	860	745		
12x5½x8	305x140x203		PL			1335	1095	950		
13x4½x8	330x114x203		PL		MG	1120	920	800	815	670
13½x4½x8	343x114x203		PL			1150	940	820	835	685
13½x5½x8	343x140x203	FP	PL	GL	NS / MG	1510	1240	1080	1095	895
13½x6½x8	343x165x203		PL			1865	1530	1330		
14x4½x8	356x114x203		PL		NS / MG	1170	960	830	850	695
14x5x10	356x127x254		PL		NS	1335	1095	955	970	795
15½x5x10	394x127x254				NS	1470	1210	1050	1070	875
15½x6x10	394x152x254				NS	1870	1530	1330	1355	1110
16x5x10½	406x127x267		PL		NS / MG	1510	1240	1080	1095	895
16x6x10½	406x152x267	FP	PL		NS / MG	1910	1570	1360	1390	1140
16x7x10½	406x178x267	FP			NS / MG	2325	1910	1660	1685	1380
15x4x11¼	381x102x286		PL			2735	2245	1915		
15x5x11¼	381x127x286		PL		NS	1390	1140	990	1010	830
15x6x11¼	381x152x286		PL			1715	1410	1225	1245	1020
15x7x11¼	381x178x286		PL			2055	1690	1470		
15x8x11¼	381x203x286		PL			2385	1960	1705		
16¼x4x11¼	413x101x286				NS	1130	925	805		
16¼x5x11¼	413x127x286		PL		NS	1530	1250	1090	1105	905
16¼x6x11¼	413x152x286		PL		NS / MG	1920	1580	1370	1395	1140
16¼x7x11¼	413x178x286		PL		NS	2325	1900	1650	1680	1380
16x3½x12⅝	406x89x308		PL			940	770	670		
16x4x12⅝	406x102x308		PL			1120	920	800	810	665
17x6x12⅝	432x152x308		PL		NS	1980	1630	1410	1435	1180





PREMIUM MATERIALS HANDLING PRESS-ON SOLID
MONARCH

Tire Size	Metric Size	Smooth		Traction		Load Capacity [kg]				
		Flat	Crown	Flat	Crown	Other vehicles			Counterbalanced lift trucks up to 25 km/h	
						6 km/h	10 km/h	16 km/h	Load Wheel	Steering Wheel
18x5x12$\frac{1}{8}$	457x127x308		PL		NS	1640	1350	1170	1195	980
18x6x12$\frac{1}{8}$	457x152x308		PL		NS / MG	2100	1720	1500	1525	1250
18x7x12$\frac{1}{8}$	457x178x308	FP	PL		NS / MG	2550	2100	1820	1855	1520
18x8x12$\frac{1}{8}$	457x203x308	FP	PL		NS / MG	3000	2475	2150	2180	1790
18x9x12$\frac{1}{8}$	457x229x308		PL		NS / MG	3450	2850	2475	2510	2060
21x6x15	533x152x381		PL		NS / MG	2350	1930	1680	1710	1400
21x7x15	533x178x381	FP	PL		NS / MG	2875	2350	2050	2085	1710
21x8x15	533x203x381	FP	PL		NS / MG	3375	2775	2425	2455	2015
21x9x15	533x229x381	FP	PL		NS / MG	3900	3200	2775	2830	2320
20x8x16	508x203x406		PL		NS	3015	2475	2150		
20x9x16	508x229x406		PL		NS	3435	2820	2455		
22x6x16	559x152x406				MG	2450	2000	1740	1770	1450
22x7x16	559x178x406		PL		NS	2975	2450	2125	2160	1770
22x8x16	559x203x406		PL		NS / MG	3500	2875	2500	2545	2085
22x9x16	559x229x406		PL		NS / MG	4050	3325	2875	2930	2400
22x10x16	559x254x406		PL			4575	3750	3250	3315	2720
22x12x16	559x305x406		PL		NS	5625	4625	4025	4090	3350
22x6x17$\frac{1}{4}$	559x152x451				NS	2345	1925	1675	1700	1395
28x10x22	711x254x559		PL		NS	5470	4490	3905	3970	3255
28x12x22	711x305x559		PL		NS	6740	5540	4820	4900	4015
28x14x22	711x356x559		PL			8020	6590	5720	5820	4780
28x16x22	711x406x559		PL			9270	7620	6620	6730	5520
36x12x30	914x305x762		PL			8150	6695	5820		
36x16x30	914x406x762	FP				11230	9225	8020		

SPECIAL COMPOUNDS AVAILABLE

 NM Non-Marking	 EC Electrically Conductive	 RR Power Saver (Rolling Resistant)	 HG Heavy Duty	 SC Chemical Resistant (Scrubber)	 DS Dual Service
--	--	--	---	--	---

TREAD PATTERNS

			
FP / PL	GL	NS	MG



Trelleborg is a world leader in engineered polymer solutions that seal, damp and protect critical applications in demanding environments. Our innovative engineered solutions accelerate performance for customers in a sustainable way. The Trelleborg Group has local presence in over 40 countries around the world.