



Engineered for the extreme

CRT-800 RUBBER TRACKS



Download the App for free



Tire iBrochure

Extreme performance for extreme conditions

The CRT-800 rubber track is among the most cost-effective tracks available in the market today. With its low-vibration design and advanced rubber compound, the CRT-800 outlasts and outperforms other tracks in its class.

CRT-800 is available for compact track loaders, mini-excavators, dumpers, demolition machines, scissor lifts and more.



MINI-EXCAVATOR



C-LUG

ALL-SEASON



**COMPACT
TRACK LOADER**



Printed on
recycled paper

CRT-800 takes you further



MAXIMUM VALUE

High quality materials are used in the production of CRT-800 rubber tracks, which results in a better cost per hour than other tracks in their class.

- Our cut-resistant rubber compound is durable and stops moisture from getting into the track. When moisture reaches the cables, it can cause them to oxidize, which results in premature failure. The brass coating we use helps slow oxidation.
- Tracks are designed and tested to fit each machine's undercarriage, which results in better handling, excellent ride quality and longer life.



INCREASE PRODUCTIVITY

Downtime causes project delays and lost revenue; the CRT-800 rubber track keeps your equipment moving.

- Continuous wound cables provide strength and flexibility to the track. This eliminates weak spots caused by joints. It also helps the track maintain its original form instead of stretching.
- Forged metal pieces provide a longer life. They are stronger than cast iron pieces that are typically used. Cast metal tends to snap under loaded conditions where forged metal remains strong.
- These tracks can be used in all seasons.



REDUCE VIBRATION

Designed to reduce impact of vibration; vibration causes parts to become loose. This can mean expensive repairs and unplanned downtime.

- Our tread patterns and guide lug designs are engineered to lower the amount of vibration.
- Tracks are 100% short pitch, which means each hole fits the sprocket. This helps prevent vibration to the machine and operator.



PRECISION FIT

CRT-800 tracks are designed to fit the specifications of a huge range of OEM machines. This helps ensure:

- Proper fit and installation
- Better handling
- Longer life
- Minimal vibration and detracking
- Excellent ride quality

Compact track loader

All-Season design



CONTINUOUS-WOUND CABLE BUNDLE

- Eliminates weak spots caused by joints
- Offers better strength and flexibility
- Requires fewer track adjustments




FORGED METAL PIECES

- Less brittle than cast metal
- Better flex and strength under loaded conditions
- Less breakage, less downtime



FABRIC BUFFER


- Protects components between cables and metal pieces
- Stops potential cable breaks





SUPERIOR TRACTION FOR BETTER PERFORMANCE IN ALL CONDITIONS

- Optimal performance all season long — snow, mud, sand and turf
- Sharper braking for improved safety
- Smoother ride for enhanced driver comfort
- Increased turning ability allows the equipment to work in tighter spaces



BRASS-COATED CABLES


- Minimize cable oxidation
- Reduce cable fatigue
- Maximize operating life

Track shown:

COMPACT TRACK LOADER
All-Season design

Compact track loader

C-Lug design



CONTINUOUS-WOUND CABLE BUNDLE

- Eliminates weak spots caused by joints
- Offers better strength and flexibility
- Requires fewer track adjustments



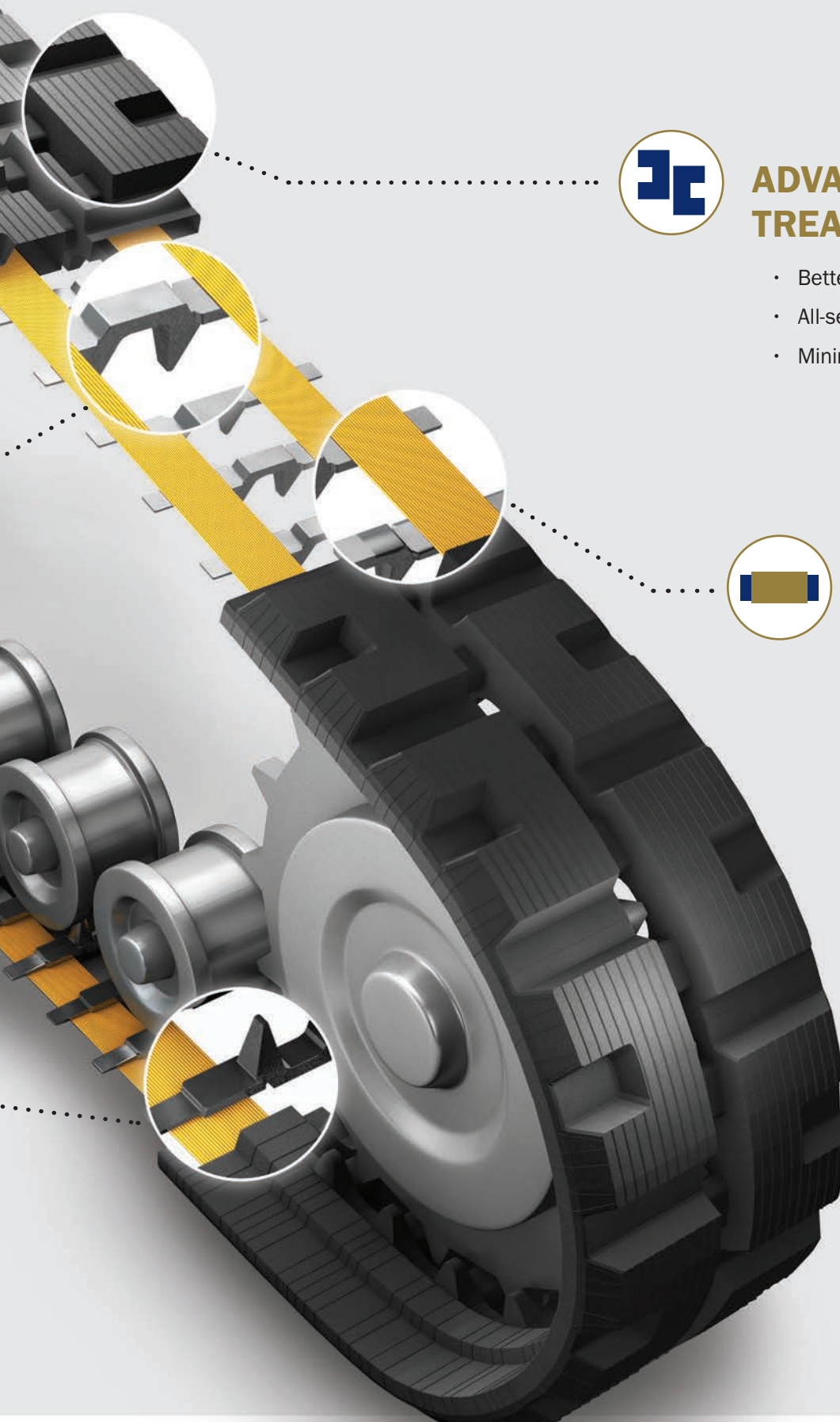
FORGED METAL PIECES

- Less brittle than cast metal
- Better flex and strength under loaded conditions
- Less breakage, less downtime




FABRIC BUFFER

- Protects components between cables and metal pieces
- Stops potential cable breaks



ADVANCED ALL-TERRAIN TREAD DESIGN

- Better traction
- All-season performance
- Minimal soil compaction



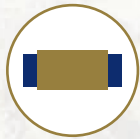
BRASS-COATED CABLES

- Minimize cable oxidation
- Reduce cable fatigue
- Maximize operating life

Track shown:

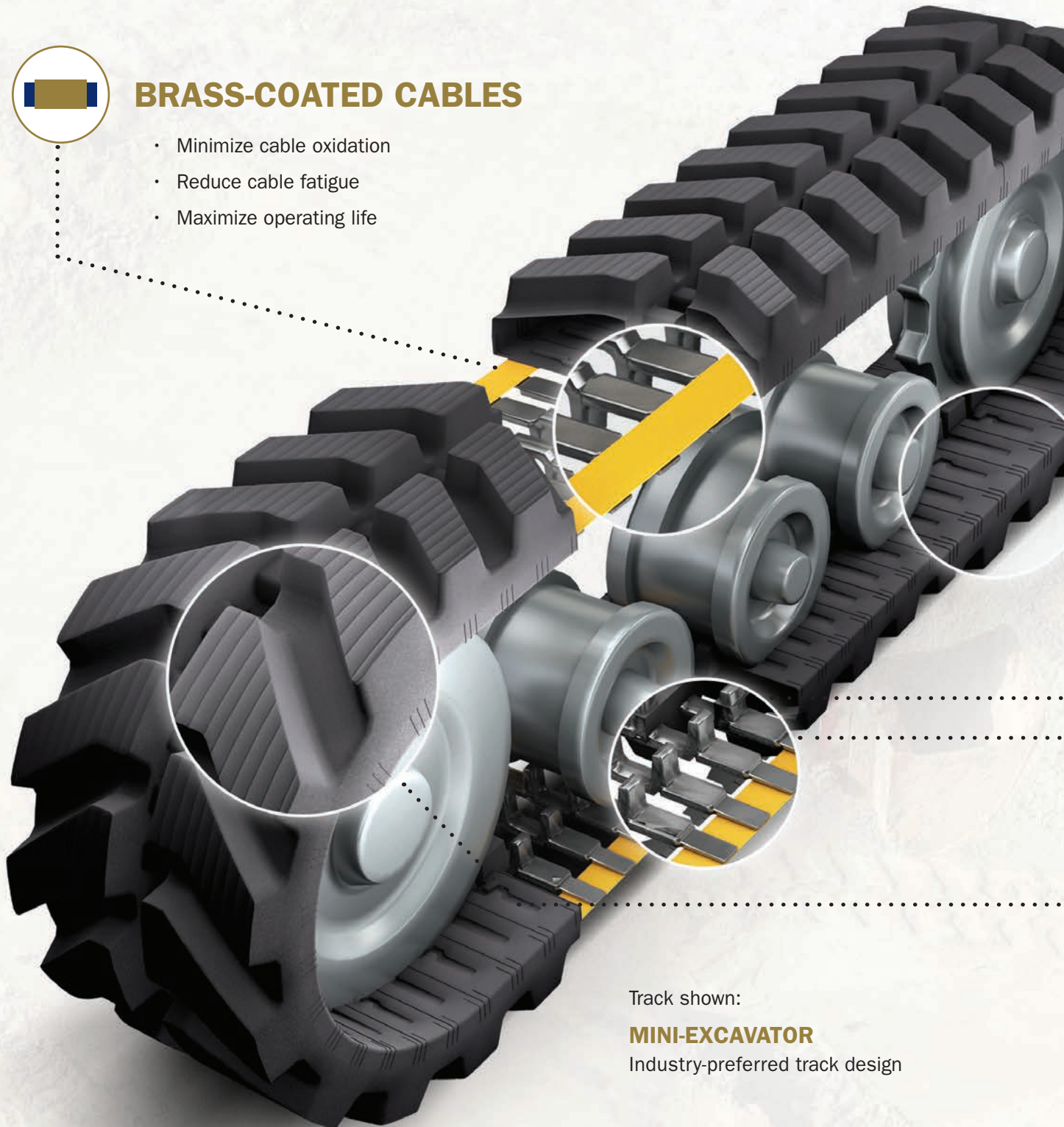
COMPACT TRACK LOADER
C-Lug design

Mini-Excavator



BRASS-COATED CABLES

- Minimize cable oxidation
- Reduce cable fatigue
- Maximize operating life



Track shown:

MINI-EXCAVATOR

Industry-preferred track design



SHORT PITCH GUIDE LUGS

- Provides a precision fit between track and sprockets
- Offers better ride quality and reduces operator fatigue
- Reduces vibration and breakage



OFFSET GUIDE LUGS

- Ensures low vibration from rollers
- Adds strength to the guide lugs



FORGED METAL PIECES

- Less brittle than cast metal
- Better flex and strength under loaded conditions
- Less breakage, less downtime



CUT-RESISTANT COMPOUND

- Increases tread life
- Protects cables from moisture



Size range



CRT-800

CRT-800 Mini-Excavator

PREMIUM RUBBER TRACK

Track Size	Guide Type			Track Width [mm]	Number of Links	Pitch Length [mm]	Weight [lbs]
	Narrow	Standard	Wide				
180x30x60		•		180	30	60	33.73
180x31x72		•		180	31	72	40.34
180x32x72		•		180	32	72	41.67
180x34x60		•		180	34	60	38.14
180x34x72		•		180	34	72	44.31
180x35x72		•		180	35	72	45.64
180x36x60		•		180	36	60	38.14
180x36x72		•		180	36	72	46.74
180x37x60		•		180	37	60	39.24
180x37x72		•		180	37	72	48.06
180x39x72		•		180	39	72	50.71
180x40x60		•		180	40	60	42.33
180x41x72		•		180	41	72	78.04
180x42x72		•		180	42	72	60.19
200x37x72		•		200	37	72	69.45
200x39x72		•		200	39	72	80.03
200x40x72		•		200	40	72	82.01
200x41x72		•		200	41	72	84.00
200x42x72		•		200	42	72	86.20
230x36x72		•		230	36	72	88.18
230x39x72		•		230	39	72	95.46
230x41x72		•		230	41	72	100.31
230x42x72		•		230	42	72	102.74
230x43x72		•		230	43	72	105.16
230x44x72		•		230	44	72	107.59
230x45x72		•		230	45	72	110.23
230x47x72		•		230	47	72	115.08
230x48x72		•		230	48	72	117.51
230x50x72		•		230	50	72	122.36
230x52x72		•		230	52	72	127.21
230x54x72		•		230	54	72	132.06
230x56x72		•		230	56	72	137.13
230x60x48		•		230	60	48	121.70
230x62x48		•		230	62	48	125.66
230x64x48		•		230	64	48	129.85
230x66x48		•		230	66	48	133.82
230x68x48		•		230	68	48	138.01
230x70x48		•		230	70	48	141.98
230x72x48		•		230	72	48	145.95
230x76x48		•		230	76	48	154.10

Track Size	Guide Type			Track Width [mm]	Number of Links	Pitch Length [mm]	Weight [lbs]
	Narrow	Standard	Wide				
230x80x48		•		230	80	48	162.26
230x82x48		•		230	82	48	166.23
250x39x72		•		250	39	72	111.77
250x43x72		•		250	43	72	119.49
250x45x72		•		250	45	72	128.97
250x47x72		•		250	47	72	130.51
250x48x72		•		250	48	72	137.57
250x52x72		•		250	52	72	184.09
250x54x72		•		250	54	72	154.76
250x56x72		•		250	56	72	160.50
280x56x72		•		280	56	72	181.44
300x70x52.5	•			300	70	52.5	248.46
300x72x52.5	•		•	300	72	52.5	255.52
300x74x52.5	•		•	300	74	52.5	262.57
300x76x52.5	•		•	300	76	52.5	269.85
300x76x55.5		•		300	76	55.5	301.59
300x78x52.5	•		•	300	78	52.5	276.90
300x78x55.5		•		300	78	55.5	309.53
300x80x52.5	•		•	300	80	52.5	283.96
300x82x52.5	•		•	300	82	52.5	291.01
300x82x55.5		•		300	82	55.5	325.40
300x84x52.5	•		•	300	84	52.5	298.06
300x86x52.5	•		•	300	86	52.5	305.34
300x88x52.5	•		•	300	88	52.5	312.39
300x90x52.5	•		•	300	90	52.5	319.45
300x92x52.5	•		•	300	92	52.5	326.50
300x98x52.5	•			300	98	52.5	347.89
320x38x100		•		320	38	100	226.19
320x40x100		•		320	40	100	238.10
350x53x100		•		350	53	100	459.22
350x84x56		•		350	84	56	442.69
350x86x52.5		•		350	86	52.5	369.71
350x86x54.5		•		350	86	54.5	460.77
400x70x72.5	•		•	400	70	72.5	561.74
400x72x72.5	•		•	400	72	72.5	577.83
400x74x72.5	•		•	400	74	72.5	593.92
400x74x75.5		•		400	74	75.5	690.05
400x76x72.5	•		•	400	76	72.5	614.87
400x82x72.5		•		400	82	72.5	712.31
420x54x100		•		420	54	100	639.34



CRT-800 C-LUG



CRT-800 ALL-SEASON

CRT-800 Compact track loader



PREMIUM RUBBER TRACK

Track Size	Guide Type			Track Width [mm]	Number of Links	Pitch Length [mm]	Weight [lbs]
	Narrow	Standard	Wide				
450x72Kx83.5		•		450	72	83.5	847.68
450x72x71		•		450	72	71	738.11
450x72x81			•	450	72	81	777.79
450x74Kx83.5 *				450	74	83.5	847.68
450x74x81			•	450	74	81	799.40
450x74x81.5		•		450	74	81.5	812.40
450x74Yx83.5		•		450	74	83.5	893.97
450x76x81			•	450	76	81	821.00
450x76x81.5		•		450	76	81.5	834.45
450x78x81			•	450	78	81	842.61
450x80x71		•		450	80	71	820.12
450x82x71		•		450	82	71	840.62
450x84x71		•		450	84	71	861.12
450x86x71		•		450	86	71	881.63
450x88x71		•		450	88	71	902.13
500x78Nx92		•		500	78	92	1,000.90
500x78x90		•		500	78	90	1,000.90
500x82x90		•		500	82	90	1,052.04
500x82x92		•		500	82	92	1,540.15
500x84x92		•		500	84	92	1,577.85
600x76x100		•		600	76	100	1,491.20
600x80x100		•		600	80	100	1,569.69
600x82x100		•		600	82	100	1,608.93
700x80x100		•		700	80	100	2,015.90
700x98x100		•		700	98	100	2,469.39
750x66x150		•		750	66	150	2,977.12
800x80x125		•		800	80	125	3,492.12

N.B. Additional sizes available on request

* KM guide type

Track Size	Tread Type		Track Width [mm]	Number of Links	Pitch Length [mm]	Weight [lbs]
	C-Lug	All-Season				
320x45x86 BC	•	•	320	45	86	317.47
320x46x86 TK	•	•	320	46	86	321.43
320x47x86 BC	•	•	320	47	86	347.34
320x48x86 TK	•	•	320	48	86	335.54
320x49x86 BC	•	•	320	49	86	362.11
320x50x86 BC	•	•	320	50	86	369.50
320x52x86 BC	•	•	320	52	86	384.27
320x52x86 TK	•	•	320	52	86	384.27
320x53x86 BC	•	•	320	53	86	373.90
320x54x86 BC	•	•	320	54	86	399.06
320x56x86 BC	•	•	320	56	86	391.32
400x49x86 BC	•		400	49	86	401.90
400x50x86 BC	•		400	50	86	410.06
400x52x86 BC	•	•	400	52	86	426.37
400x53x86 BC	•		400	53	86	434.75
400x54x86 BC	•		400	54	86	495.38
400x55x86 BC	•	•	400	55	86	451.07
400x56x86 BC	•	•	400	56	86	459.22
400x58x86 BC	•	•	400	58	86	475.62
450x48x100 TK	•		450	48	100	537.49
450x50x100 TK	•		450	50	100	559.97
450x52x86 BC	•	•	450	52	86	516.98
450x55x86 BC	•	•	450	55	86	546.97
450x56x86 BC	•	•	450	56	86	556.89
450x57x86 BC	•	•	450	57	86	566.81
450x58x86 BC	•	•	450	58	86	576.73
450x59x86 BC	•	•	450	59	86	586.65
450x60x86 BC	•	•	450	60	86	596.57

N.B. Additional sizes available on request



Trelleborg is a world leader in engineered polymer solutions that seal, damp and protect critical applications in demanding environments. Our innovative engineered solutions accelerate performance for customers in a sustainable way. The Trelleborg Group has local presence in over 50 countries around the world.

Follow us



Discover our virtual showroom
virtualshowroom-wheels.trelleborg.com/wheels/us/



Trelleborg Wheel Systems Americas, Inc.
107 Audubon Road, Suite 205, Wakefield, MA 01880
www.trelleborg.com/wheels/us