

# Continental Super Elastic



Industrial Tires

Lift Up Your Business!

**Continental** 

# Continental Super Elastic

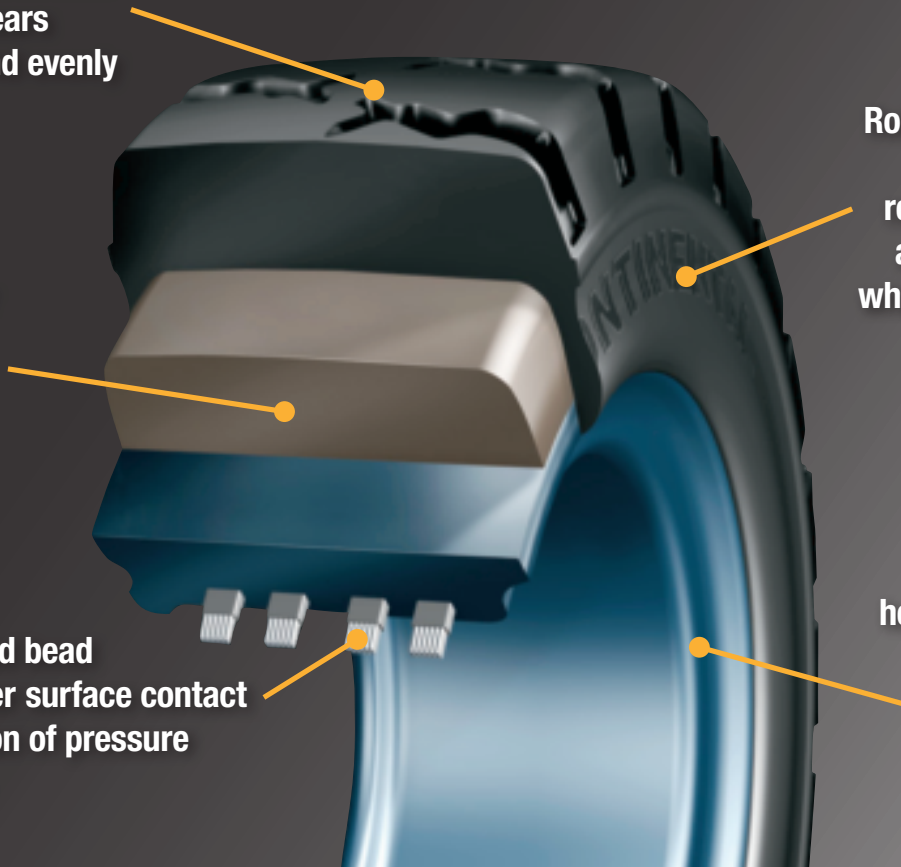
Highly cut & wear resistant tread compound wears slowly, smoothly and evenly

Highly elastic inner layer cushions the ride and reduces rolling resistance

Rectangular bundled bead wires ensure greater surface contact and even distribution of pressure between tire & rim

Robust sidewall construction resists cutting and chunking while protecting inner layers

Extra hard rubber base helps maintain tire's overall structural integrity



## Continental Offers the Lowest Cost Per Hour...

- ▶ Lower wear rate – by up to 2 - 3 times \*
- ▶ Lower rolling resistance – by up to 46% \*
- ▶ Lower running temperature – by up to 47% \*
- ▶ Robust sidewall protection versus typical “sandwich-type construction”
- ▶ Rectangular bead wires versus nylon cord or coil rods which provide minimal surface contact against rim base



Competitors' typical sandwich type construction

\* Based on internal test results

**Continental**

## Features

- ▶ Highly-elastic rubber compounds
- ▶ Wrap-around tread stock that extends over each sidewall to the bead area
- ▶ 3-stage construction with inner cushion layer
- ▶ Rectangular-shaped, high-strength bead wire bundles within the tire base
- ▶ Available in “CSEasy” (for up to 12” diameter Lemmerz style rims)
- ▶ Most sizes also available in Snap-In-Tire (SIT) construction

## Benefits


- ▶ Lower heat generation, less fuel consumption, smoother ride
- ▶ All-around protection from abrasion, cutting, and chunking while protecting inner layers
- ▶ Extra shock absorption for drivers & equipment
- ▶ Provides superior grip on rim, eliminates tire slippage— guaranteed!
- ▶ No press needed, just two hands, a jack, and a torque wrench
- ▶ No need for bead seat, flange, or lock rings to secure tire on wheel




## Continental Super Elastic tires can pay for themselves in fuel cost savings alone!



**Rule of Thumb:** every 10% reduction in rolling resistance reduces energy consumption by up to 1.8%. Considering that the rolling resistance of Continental Super Elastic tires is up to 46% lower compared to competitive tires, users can save up to 8% in annual fuel costs while reducing their carbon footprint. The result is the savings of several hundred dollars annually per piece of equipment— per shift. In many cases, the tires pay for themselves!



Flat-base wheels still require a bead seat, flange & lock ring to mount a standard resilient solid tire.



As a result of a hardened rubber lip around the circumference of the tire's inside diameter, no rings are needed to mount a Snap-In-Tire.



Demounting rings for SIT-base tires are available to ease tire demounting.



SC20\*



SC18



SC15\*



SH12\*



SC11\*

Size	Rim Type**	Rim Width
3.00-4	S*	2.10-4
4.00-4	S*	2.50-4
140/55-6	S	4.50-6
4.00-8	S*/SIT*	3.00 D-8
125/75-8 (15x4 1/2-8)	S*/SIT*	3.00 D-8
5.00-8	S*/SIT*	3.00 D-8
150/75-8 (16x6-8)	S*/SIT*	4.33 R-8
180/70-8 (18x7-8)	S*/SIT*	4.33 R-8
140/55-9*	S*/SIT*	4.00 E-9
6.00-9	S*/SIT*	4.00 E-9
200/75-9 (21x8-9)	S*/SIT*	6.00 E-9
6.50-10	S*/SIT*	5.00 F-10
180/60-10	S*/SIT*	5.00 F-10
200/50-10	S*/SIT*	6.50 F-10
225/75-10 (23x9-10)	S*/SIT*	6.50 F-10
7.00-12	S*/SIT*	5.00 S-12
250/60-12 (23x10-12)	S*/SIT*	8.00-12
250/75-12 (27x10-12)	S*/SIT*	8.00-12
315/45-12	S*/SIT*	10.00-12
22x4 1/2	SIT	3.11-13

Size	Rim Type**	Rim Width
25x6	S/SIT	3.75-13
7.00-15 (29x8-15)	S/SIT*	5.5-15
7.50-15	S/SIT	5.5-15
200/85 (200-15)	S/SIT	6.5-15
8.25-15	S*/SIT*	6.5-15
225/75-15 (28x9-15) (8.15-15)	S*/SIT*	7.0-15
250/70-15 (250-15)	S*/SIT*	7.0-15 7.5-15
315/70-15 (300-15)	S*/SIT*	8.0-15
355/45-15 (28x12.5-15)	S*/SIT*	9.75-15
355/65-15 (350-15)	S*/SIT*	9.75-15
8.25-20	S/SIT	6.5-20
10.00-20 (290/95-20)	S/SIT	7.5-20 8.0-20
12.00-20 (335/95-20)	S	8.0-20 8.5-20 10.0-20
355/50-20	SIT*	10.00-20
12.00-24 (335/95-24)	S	8.5-24 10.0-24
14.00-24	S	10.0-24

Note: All sizes are not available in every tread pattern!

S = Standard base SIT = available in Snap In Tire construction (no need for bead seat, flange or lock rings)

\* = available in CLEAN (non-marking) compound

For more information call toll free:

**1-877-235-0102**

